

The Crystal Structure of Tellurium Di(morpholyldithiocarbamate)

STEINAR HUSEBYE

Chemical Institute, University of Bergen, Bergen, Norway

Tellurium di(morpholyldithiocarbamate), $\text{Te}[\text{C}_6\text{H}_4\text{ONS}_2]_2$, forms orange crystals with unit cell dimensions $a=11.242 \pm 0.005$ Å, $b=15.906 \pm 0.009$ Å, $c=9.150 \pm 0.004$ Å, $\beta=92.75 \pm 0.05^\circ$ and $Z=4$. Density, calc. 1.84, found 1.82 g/cm³. The space group is $C_{2h}^2-P2_1/n$. 885 intensities above background were collected using $\text{CuK}\alpha$ radiation and multiple film Weissenberg techniques. They were estimated visually. Full-matrix least squares refinement resulted in a conventional R -value of 6.4 %.

The molecules are essentially monomeric and the central tellurium atom is bonded to all four sulphur atoms of the molecule in a planar, but unsymmetric arrangement. All atoms in the molecule except for the outermost halves of the morpholyl groups and the hydrogen atoms, are roughly in one plane. The bond lengths and angles involving tellurium are: $\text{Te}-\text{S}_1=2.498 \pm 0.007$ Å, $\text{Te}-\text{S}_2=2.856 \pm 0.008$ Å, $\text{Te}-\text{S}_3=2.530 \pm 0.006$ Å, $\text{Te}-\text{S}_4=2.834 \pm 0.009$ Å, $\angle \text{S}_1-\text{Te}-\text{S}_2=66.8 \pm 0.2^\circ$, $\angle \text{S}_1-\text{Te}-\text{S}_3=80.9 \pm 0.2^\circ$, $\angle \text{S}_2-\text{Te}-\text{S}_4=145.7 \pm 0.2^\circ$ and $\angle \text{S}_3-\text{Te}-\text{S}_4=66.6 \pm 0.2^\circ$.

There are two short and two long C-S bonds, C_1-S_3 and C_6-S_4 the short ones with an average length of 1.68 Å, and C_1-S_1 and C_6-S_2 the long ones with an average length of 1.75 Å. There is considerable double bond character in the C_1-N_1 and C_6-N_2 bonds, both having a length of 1.33 Å.

Each tellurium atom is approached by a sulphur atom of a neighbouring molecule. This intermolecular contact distance is 3.68 Å.

Four-coordinate tellurium(II) compounds have been shown to prefer a planar configuration around the central atoms. With monodentate ligands as thiourea and halide ions, the complexes are square-planar, several of these are centrosymmetrical with tellurium in a center of symmetry.^{1,2} The bonding in such square-planar tellurium complexes as *trans* $\text{Te}(\text{etu})_2\text{X}_2$ ^{3,4} where X is halogen and etu is ethylenethiourea, can be explained in terms of three-center four-electron bonding based on *p*-orbitals of the tellurium atom and the atoms bonded to it.^{1,2} In analogy with the essentially isoelectronic ICl_4^- ,⁵ the Te-S and Te-X bonds are significantly longer than the respective single covalent bonds. If one assumes covalent single-bond radii for the ligand

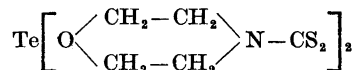
S and X atoms in such compounds, one arrives at a tellurium radius of 1.64 Å¹ which can be used to predict bond lengths in analogous compounds. It is found that with increasing asymmetry, the sum of two collinear *trans* bond lengths increases until the short one is close to a covalent bond length and the other becomes close to a van der Waals contact.¹

Tellurium(II) and selenium(II) complexes with bidentate dithio or related ligands⁶⁻¹² have so far revealed a tendency to a planar configuration around the central tellurium and selenium atoms. Tellurium complexes with dimethyldithiophosphate and diethylthioselenophosphate ions as ligands have shown a tendency toward square-planar configuration around tellurium,^{8,11} however, two of the Te-S bonds are intermolecular and very weak, especially in the thioselenophosphate.¹¹ The related compound, selenium bis-(diethyldiselenophosphate)¹² is isomorphous with its tellurium analog. The two latter compounds according to Jørgensen¹³ raise the classificatory question whether they can be considered to contain Se(II) and Te(II) central atoms or whether it is more sensible to consider them as catenated compounds like the polythionates. On the other hand, tellurium di(ethylxanthate)⁸ is a planar complex where all four sulphur atoms in the molecule are bonded to the central tellurium atom in an asymmetric manner, having two short *cis* Te-S bond lengths near 2.49 Å at an interbond angle of 83.6°, and two long Te-S bond lengths near 2.88 Å at an interbond angle of 144.5°. Here, the average Te-S bond length is 2.68 Å, the same as in the centrosymmetrical *trans* complexes mentioned above.^{1,2}

In order to extend the studies of divalent tellurium and selenium compounds with bidentate ligands to the dithiocarbamates of divalent tellurium, several of these were prepared. From preliminary investigations on unit cell and space group data, tellurium di(morpholyldithiocarbamate) was chosen for structure analysis.

EXPERIMENTAL

Tellurium di(morpholyldithiocarbamate),



was prepared by nucleophilic substitution on divalent tellurium.¹⁴ An aqueous solution of sodium morpholyldithiocarbamate,¹⁵ was added with stirring to an aqueous solution of potassium telluropentathionate. The resulting orange precipitate was washed with water and methanol and dried. Recrystallization of the microcrystalline powder was difficult due to decomposition and low solubility in most organic solvents; however, from a 1:1 mixture of alcohol and benzene, a few small orange-red prisms and needles were finally obtained. They decomposed above 200°C. (Found: Te 28.10. Calc. for C₁₀H₁₆N₂O₂S₄Te: Te 28.22). The crystals were elongated along the *c*-axis. Unit cell data were calculated from 22 high-order reflections read from NaCl-calibrated Weissenberg photographs, using a least squares program, "CELLDIM". This program and the other programs used in the computations were made available by the Weizmann Institute, Rehovoth, Israel, and modified for use on the University of Bergen's IBM 360-50H computer by Dr. Dove Rabinovich. The cell dimensions are $a=11.242 \pm 0.005$ Å, $b=15.906 \pm 0.009$ Å, $c=9.150 \pm 0.004$ Å and $\beta=92.75 \pm 0.05^\circ$. There are four molecules per unit cell with density, calc. 1.84, found 1.82 g/cm³. The space group, from systematic absences $h0l$ for $h+l=2n+1$, and $0k0$ for $k=2n+1$ found from Weissenberg films of the $hk0$, $h0l$, $h1l$ and $0kl$ layers, is $C_{2h}^5-P2_1/n$.

Using the multiple-film technique, integrated Weissenberg equi-inclination photographs were taken of the $0kl$, $hk0$, $hk1$, and $hk2$ layers using Ni-filtered CuK radiation. Reflection intensities were estimated visually, and out of the 1237 independent reflections read, 885 were observed and measured. The intensities were corrected in the usual way to give sets of relative structure factors. During refinement they were also corrected for absorption effects ($\mu = 197 \text{ cm}^{-1}$). The crystals used for the intensity photographs exhibited (mainly) the crystal faces (011) , $(0\bar{1}1)$, $(0\bar{1}\bar{1})$, $(01\bar{1})$, (100) , $(\bar{1}10)$, and $(\bar{1}\bar{1}0)$. The distance of these faces from a common origin were 0.0030 cm for the first four, and 0.0081, 0.0083, and 0.0083 cm, respectively, for the others in the crystal used for the a axis photographs. The corresponding distances for the crystal used for the c axis photographs were 0.0034, 0.0059, 0.0068, and 0.0068 cm, respectively.

STRUCTURE ANALYSIS

Coordinates for the tellurium atom were found from Patterson projections along the a and c axes. Use of a model of the molecule based on assumed bond lengths and angles, and subsequent Fourier refinements of the two projections, gave the positions of the other atoms in the molecule; however, only tentative positions were found for the atoms in one of the morpholine rings.

All reflections were now scaled to the same scale, using reflections common to two layers. Full-matrix least squares refinement was then begun, using program "BDLS" from the set of programs made available by the Weizmann Institute. This program minimizes the expression $\sum w[|F_o| - k|F_c|]^2 / \sum w|F_o|^2$, where k is the variable scale factor and w , the relative weight assigned to a reflection, is determined as the inverse of the square of the standard deviation of the reflection, $1/\sigma^2(F)$. $\sigma^2(F)$ is equal to $(ka_1)^2 + (a_2F_o)^2/4w_o$, where w_o is a variable related to the reliability with which the intensity of a given reflection is measured, and a_1 and a_2 are constants fixed at 2.0 and 1.0, respectively.

After a few cycles of refinement using isotropic temperature factors, the reliability index $R = \sum ||F_o| - |F_c|| / \sum |F_o|$ reached a value of 0.12. Anomalous shifts in the atomic parameters of the morpholine ring bonded to C_1 indicated an error in its orientation. By rotating the ring 180° around the $\text{C}_1 - \text{N}_1$ bond the correct position was found. After further refinement, absorption correction using program "DATATO"¹⁶ was applied to the reflections and all layers were then rescaled by comparison between observed and calculated structure factors. They were then given a common scale factor and anisotropic temperature factors were introduced for the heavy atoms. The final R value of 0.064 was reached after four additional refinement cycles.

Final observed and calculated structure factors are listed in Table 1. Atomic scattering factors for tellurium, sulphur, oxygen, nitrogen, and carbon listed in the *International Tables*¹⁷ were used. The atomic scattering factors for tellurium and sulphur were corrected for anomalous dispersion according to Cromer,¹⁸ using f' and f'' values from the *International Tables*.¹⁷ The final positional parameters and their standard deviations are listed in Table 2. Components of atomic vibration tensors are given in Table 3 while interatomic distances and angles are given in Tables 4 to 6.

Table 1. Observed and calculated $0kl$, $hk0$, hkl and $hk2$ structure factors ($\times 10$) for tellurium di(morpholyldithiocarbamate). A minus sign in the F_0 column indicates that the corresponding reflection is unobserved.

H	K	L	F(O)	F(C)	H	K	L	F(O)	F(C)	H	K	L	F(O)	F(C)	H	K	L	F(O)	F(C)	H	K	L	F(O)	F(C)
0	2	0	443	-532	0	9	5	-93	-43	1	10	0	189	130	6	8	0	393	-309	12	17	0	109	-120
0	5	0	930	-973	0	13	5	182	-176	1	11	0	422	-617	6	9	0	478	-655	13	1	0	213	179
0	6	0	890	929	0	13	5	177	-172	1	12	0	-122	73	5	10	0	624	614	13	2	0	184	124
0	8	0	185	194	0	13	5	414	422	1	13	0	314	323	6	11	0	244	298	13	3	0	374	-319
0	10	0	1092	-1127	0	13	5	-95	8	1	14	0	166	-157	6	12	0	-138	-1	13	4	0	-114	-48
0	12	0	327	291	0	15	5	169	-141	1	15	0	-123	88	6	13	0	-131	39	13	5	0	-112	26
0	14	0	130	124	0	15	5	-91	22	1	16	0	-117	-65	6	14	0	347	-365	13	6	0	-106	-7
0	16	0	-95	-38	0	16	5	197	-203	1	17	0	197	-176	6	15	0	-170	-39	13	7	0	259	221
0	18	0	152	-146	0	17	5	113	-99	1	18	0	-198	75	6	16	0	149	157	13	8	0	305	95
0	20	0	143	145	0	18	5	74	86	1	19	0	-95	-23	6	17	0	-100	13	14	0	172	157	
0	1	1	1132	1107	0	1	6	-87	-36	1	20	0	-70	17	6	18	0	-76	91	14	1	0	-91	1
0	2	1	175	-174	0	1	6	767	-773	2	0	0	588	451	7	1	0	872	-892	14	2	0	-89	-63
0	3	1	2256	-2351	0	2	6	344	-327	2	1	0	1938	-2164	7	2	0	259	263	14	3	0	-89	-33
0	4	1	812	791	0	2	6	196	174	2	2	0	379	-232	7	3	0	762	697	14	4	0	399	-198
0	5	1	135	-128	0	2	6	255	264	2	3	0	138	-119	7	4	0	436	-425	1	0	1	1185	1253
0	6	1	418	382	0	5	6	917	929	2	4	0	1022	-1071	7	5	0	133	82	1	1	1	1020	-1235
0	7	1	961	966	0	6	6	136	-83	2	5	0	347	392	7	6	0	-125	-29	1	2	1	749	759
0	8	1	314	-354	0	7	6	-93	12	2	6	0	564	612	7	7	0	720	-723	1	3	1	1269	1235
0	9	1	667	-687	0	8	6	171	-143	2	7	0	-176	-88	7	8	0	-138	25	1	4	1	1874	-1910
0	10	1	116	-112	0	9	6	608	-592	2	8	0	-111	-60	7	9	0	202	-111	1	5	1	1759	1900
0	11	1	712	-725	0	13	6	97	6	2	9	0	790	-813	7	10	0	163	-109	1	6	1	982	924
0	12	1	-87	14	0	14	6	695	418	2	10	0	375	-362	7	11	0	431	399	1	7	1	-83	57
0	13	1	432	399	0	12	6	188	162	2	11	0	698	622	7	12	0	-137	69	1	8	1	-89	15
0	16	1	-95	53	0	13	6	-92	-31	2	12	0	372	-397	7	13	0	256	-238	1	9	1	613	-563
0	15	1	183	-179	0	14	6	183	-182	2	13	0	131	-168	7	14	0	124	115	1	10	1	552	-52
0	16	1	171	-172	0	15	6	196	-189	2	14	0	222	206	7	15	0	-116	-67	1	11	1	532	530
0	17	1	297	-283	0	16	6	-78	68	2	15	0	212	-198	7	16	0	-102	-44	1	12	1	-103	-16
0	18	1	-93	-6	0	17	6	-52	-34	2	16	0	-116	-71	7	17	0	196	184	1	13	1	158	-147
0	19	1	86	79	0	1	7	362	-363	2	17	0	-116	-68	8	0	0	567	-551	1	14	1	341	-327
0	20	1	-61	-27	0	2	7	693	-672	2	18	0	315	-304	8	1	0	611	595	1	15	1	376	-176
0	1	2	1218	1147	0	3	7	172	179	2	19	0	205	-179	8	2	0	205	185	1	16	1	343	-242
0	1	2	456	-331	0	4	7	675	476	2	20	0	77	76	8	3	0	-119	-65	1	17	1	-96	-106
0	2	2	-48	-6	0	5	7	237	192	3	1	0	913	855	8	4	0	334	283	1	18	1	-90	-53
0	3	2	581	-597	0	6	7	667	412	3	2	0	1283	-1269	8	5	0	589	-534	1	19	1	-80	84
0	4	2	1340	-1454	0	7	7	158	-149	3	3	0	326	-312	8	6	0	-130	-93	1	20	1	-87	85
0	5	2	271	269	0	8	7	377	-399	3	4	0	116	-117	8	7	0	185	157	2	1	1	979	1017
0	6	2	1275	1142	0	9	7	-95	46	3	5	0	353	309	8	8	0	430	-410	2	2	1	3036	-3277
0	7	2	1912	948	0	10	7	186	176	3	6	0	995	1357	8	9	0	248	193	2	3	1	441	396
0	8	2	540	530	0	11	7	263	247	3	7	0	-107	-58	8	10	0	515	504	2	4	1	1442	1337
0	9	2	489	-484	0	12	7	162	157	3	8	0	884	-930	8	11	0	268	-237	2	5	1	-72	66
0	10	2	382	-432	0	13	7	-68	-50	3	9	0	375	-352	8	12	0	-134	75	2	6	1	599	561
0	11	2	265	244	0	14	7	114	-90	3	10	0	631	-642	8	13	0	-124	-58	2	7	1	240	213
0	12	2	152	-134	0	15	7	-74	-76	3	11	0	272	-262	8	14	0	231	-211	2	8	1	795	-805
0	13	2	462	438	0	16	7	-56	-75	3	12	0	493	676	8	15	0	-174	51	2	9	1	203	188
0	14	2	633	693	0	3	8	371	-391	3	13	0	-129	14	8	16	0	-86	63	2	10	1	122	130
0	15	2	273	-271	0	4	8	93	-176	3	14	0	-127	-77	8	1	0	390	-383	2	11	1	378	-349
0	16	2	237	-218	0	5	8	262	212	3	15	0	-122	-3	8	2	0	521	494	2	12	1	411	390
0	17	2	123	-95	0	6	8	293	-285	3	16	0	259	-276	9	3	0	-126	100	2	13	1	-107	107
0	18	2	133	-83	0	7	8	-94	63	3	17	0	-113	27	9	4	0	453	-454	2	14	1	130	-169
0	19	2	182	165	0	8	8	156	175	3	18	0	222	206	9	5	0	267	257	2	15	1	-103	62
0	1	3	844	699	0	9	8	149	-117	3	19	0	-88	-35	9	6	0	374	-385	2	16	1	175	-182
0	2	3	1462	-1328	0	10	8	331	-138	3	20	0	306	305	9	7	0	255	-247	2	17	1	-95	-121
0	3	3	1216	-1199	0	11	8	299	-295	4	1	0	572	-571	9	8	0	302	282	2	18	1	88	62
0	4	3	366	-287	0	9	9	299	-213	4	2	0	163	-156	9	9	0	-139	26	2	19	1	-77	-2
0	5	3	136	71	0	10	9	210	247	4	3	0	777	-888	9	10	0	-134	75	3	0	1	239	-244
0	6	3	493	433	0	11	9	139	198	4	4	0	-86	16	9	11	0	317	295	3	1	1	586	-576
0	7	3	439	436	0	5	9	484	478	4	5	0	989	-989	9	12	0	178	-152	3	2	1	229	680
0	8	3	683	-675	0	13	8	164	126	4	6	0	631	439	9	13	0	-115	-44	3	3	1	969	-996
0	9	3	147	-116	0	14	8	103	-109	4	7	0	468	-409	9	14	0	-192	-29	3	4	1	594	575
0	10	3	459	-455	0	1	9	-88	-56	4	8	0	456	-421	9	15	0	-85	-71	3	5	1	1994	1985
0	11	3	279	-239	0	2	9	298	8	4	9	0	872	-823	10	0	0	-128	-81	3	6	1	499	-365
0	12	3	489	474	0	3	9	393	299	4	10	0	187	140	10	1	0	473	466	3	7	1	545	-551
0	13	3	355	349	0	4	9	-87	-20	4	11	0	183	164	10	2	0	270	-185	3	8	1	131	-130
0	14	3	-97	1	0	5	9	-88	126	4	12	0	248	237	10	3	0	184	172	3	9	1	473	-483
0	15	3	-95	85	0	6	9	98	53	4	13	0	551	536	10	4	0	169	126	3	10	1	-104	-87
0	16	3	213	-213	0	7	9	286	-307	4	14	0	229	-205	10	5	0	398	-409	3	11	1	331	334
0	17	3	147	-127	0	8	9	122	-123	4	15	0	369	-366	10	6	0	295	-181	3	12	1	257	-243
0	18	3	146	136	0	9	9	-85	-42	4	16	0	-124	114	10	7	0	-132	-26	3	13	1	323	339
0	19	3	-71																					

Table 1. Continued.

H	K	L	F(7)	F(8)	H	K	L	F(7)	F(8)	H	K	L	F(9)	F(10)	H	K	L	F(9)	F(10)				
5 4	1	1317	1233		11 9	1	172	167		5 7	-1	287	-282		11 12	-1	-74	18					
5 5	1	399	387		11 13	1	-93	-65		5 8	-1	158	143		12 1	-1	-104	133	5 6	2	420	376	
5 6	1	577	-576		11 11	1	-86	-24		5 9	-1	546	-442		12 2	-1	-106	350	5 7	2	771	-710	
5 7	1	426	-396		11 12	1	-71	-37		5 10	-1	354	311		12 3	-1	344	-115	5 8	2	126	88	
5 8	1	687	-605		12 1	1	146	157		5 11	-1	281	245		12 4	-1	-106	-160	5 9	2	372	332	
5 9	1	522	-441		12 2	1	147	156		5 12	-1	-114	-20		12 5	-1	-104	-34	5 10	2	-95	-13	
5 10	1	235	237		12 3	1	313	-308		5 13	-1	267	266		12 6	-1	173	-160	5 11	2	388	364	
5 11	1	624	261		12 4	1	166	-163		5 14	-1	-105	-36		12 7	-1	208	195	5 12	2	248	245	
5 12	1	-114	45		12 5	1	-104	-64		5 15	-1	284	-289		12 8	-1	268	-250	5 13	2	283	-304	
5 13	1	-111	-9		12 6	1	143	-139		5 16	-1	-97	44		12 9	-1	-90	81	5 14	2	-93	-12	
5 14	1	383	-427		12 7	1	214	244		5 17	-1	-90	56		12 10	-1	-75	69	5 15	2	194	-199	
5 15	1	-109	-24		12 8	1	151	97		5 18	-1	-77	310		13 0	-1	192	219	5 16	2	155	-160	
5 16	1	160	161		12 9	1	-84	-36		5 19	-1	934	-951		13 1	-1	-99	53	5 17	2	161	194	
5 17	1	-89	-31		12 10	1	-71	30		5 20	-1	493	-522		13 2	-1	-98	-50	5 18	2	67	68	
5 18	1	107	128		12 11	1	-60	-107		5 21	-1	1141	1169		13 3	-1	194	178	5 19	2	1169	-1248	
6 1	1	284	-231		13 2	1	136	-120		5 22	-1	379	300		13 4	-1	136	-147	5 20	2	135	113	
6 2	1	495	-428		13 3	1	-98	-64		5 23	-1	259	-213		13 5	-1	-94	-101	5 21	2	765	811	
6 3	1	1182	1178		13 4	1	390	-288		5 24	-1	524	481		13 6	-1	135	-158	5 22	2	248	245	
6 4	1	520	484		13 5	1	-89	7		5 25	-1	567	-554		13 7	-1	-81	29	5 23	2	767	762	
6 5	1	-94	-8		13 6	1	274	219		5 26	-1	314	-332		13 8	-1	76	77	5 24	2	232	196	
6 6	1	-99	-17		13 7	1	-73	-69		5 27	-1	677	615		13 9	-1	139	133	5 25	2	410	-390	
6 7	1	1031	-994		1 1	-1	429	400		5 28	-1	200	-195		14 0	-1	-75	49	5 26	2	103	75	
6 8	1	43	-495		1 2	-1	595	-590		5 29	-1	293	261		14 1	-1	119	-167	5 27	2	567	-543	
6 9	1	138	197		1 3	-1	387	-407		5 30	-1	344	384		1 1	2	95	-44	5 28	2	103	75	
6 10	1	270	275		1 4	-1	674	-572		5 31	-1	198	-217		1 2	2	221	-183	5 29	2	370	393	
6 11	1	387	386		1 5	-1	135	137		5 32	-1	103	-89		1 3	2	720	-705	5 30	2	98	-78	
6 12	1	-115	-92		1 6	-1	604	539		5 33	-1	-109	58		1 4	2	704	-672	5 31	2	183	-154	
6 13	1	95	-347		1 7	-1	495	-445		5 34	-1	169	-158		1 5	2	298	284	5 32	2	177	-162	
6 14	1	-105	13		1 8	-1	1400	149		5 35	-1	-83	35		1 6	2	1292	1293	5 33	2	250	-273	
6 15	1	141	-105		1 9	-1	290	-292		5 36	-1	-63	73		1 7	2	924	965	5 34	2	84	24	
6 16	1	-93	51		1 10	-1	1076	-1076		5 37	0	-1	1162	-1216		1 8	2	697	-723	5 35	2	79	47
6 17	1	275	244		1 11	-1	-109	89		5 38	1	-1	212	-223		1 9	2	227	-194	5 36	2	69	23
6 18	1	-61	-26		1 12	-1	-103	-29		5 39	1	-1	215	249		1 10	2	450	-436	5 37	2	110	156
6 19	1	89	-91		1 13	-1	71	-29		5 40	1	-1	249	-247		1 11	2	298	-331	5 38	2	458	-477
6 20	1	-88	-12		1 14	-1	493	427		5 41	1	-1	811	-81		1 12	2	562	586	5 39	2	606	573
6 21	1	632	654		1 15	-1	-133	-41		5 42	1	-1	743	811		1 13	2	357	364	5 40	2	778	820
6 22	1	-93	-44		1 16	-1	-98	-142		5 43	1	-1	241	-187		1 14	2	132	-144	5 41	2	106	113
6 23	1	692	793		1 17	-1	-96	113		5 44	1	-1	672	-706		1 15	2	91	-75	5 42	2	135	-144
6 24	1	-26	-423		1 18	-1	247	-256		5 45	1	-1	392	398		1 16	2	91	-75	5 43	2	459	-404
6 25	1	475	-458		1 19	-1	-80	4		5 46	1	-1	382	-358		1 17	2	-83	73	5 44	2	234	254
6 26	1	208	-225		1 20	-1	157	177		5 47	1	-1	442	423		1 18	2	95	131	5 45	2	258	259
6 27	1	355	-351		1 21	-1	693	671		5 48	1	-1	-122	68		1 19	2	-67	-1	5 46	2	99	55
6 28	1	276	267		1 22	-1	1012	-1004		5 49	1	-1	115	90		1 20	2	614	-663	5 47	2	711	-711
6 29	1	550	558		1 23	-1	495	-445		5 50	1	-1	176	97		1 21	2	1009	-1015	5 48	2	224	-239
6 30	1	-116	-125		1 24	-1	638	-643		5 51	1	-1	187	-186		1 22	2	691	-702	5 49	2	196	-198
7 1	1	113	-154		1 25	-1	590	-552		5 52	1	-1	-95	-58		1 23	2	608	-575	5 50	2	88	-27
7 2	1	109	-196		1 26	-1	129	141		5 53	1	-1	-85	88		1 24	2	302	-783	5 51	2	-81	-45
7 3	1	194	-204		1 27	-1	903	872		5 54	1	-1	85	-85		1 25	2	2046	2158	5 52	2	114	113
7 4	1	136	131		1 28	-1	791	-894		5 55	1	-1	742	-742		1 26	2	445	-389	5 53	2	71	71
7 5	1	893	873		1 29	-1	153	171		5 56	1	-1	317	311		1 27	2	644	-690	5 54	2	258	-204
7 6	1	-67	16		1 30	-1	458	-478		5 57	1	-1	467	493		1 28	2	289	328	5 55	2	746	712
7 7	1	314	-288		1 31	-1	639	-596		5 58	1	-1	-103	-21		1 29	2	585	-559	5 56	2	305	325
7 8	1	599	512		1 32	-1	471	438		5 59	1	-1	106	110		1 30	2	-88	115	5 57	2	142	126
7 9	1	399	392		1 33	-1	374	376		5 60	1	-1	-110	10		1 31	2	234	239	5 58	2	490	431
7 10	1	418	-376		1 34	-1	116	93		5 61	1	-1	453	-459		1 32	2	95	111	5 59	2	632	-601
7 11	1	-136	89		1 35	-1	281	305		5 62	1	-1	212	208		1 33	2	420	434	5 60	2	488	-487
7 12	1	496	-534		1 36	-1	225	-241		5 63	1	-1	263	246		1 34	2	-94	-2	5 61	2	177	181
7 13	1	481	-478		1 37	-1	271	-283		5 64	1	-1	60	60		1 35	2	415	-473	5 62	2	98	60
7 14	1	335	350		1 38	-1	221	214		5 65	1	-1	365	349		1 36	2	-85	-65	5 63	2	462	453
7 15	1	-116	77		1 39	-1	-78	43		5 66	1	-1	-110	-61		1 37	2	200	-214	5 64	2	91	5
7 16	1	-114	-18		1 40	-1	168	222		5 67	1	-1	165	-158		1 38	2	77	-24	5 65	2	282	-291
7 17	1	-110	146		1 41	-1	754	-679		5 68	1	-1	-96	60		1 39	2	-64	91	5 66	2	89	-92
7 18	1	133	-269		1 42	-1	-55	-63		5 69	1	-1	145	-115		1 40	2	203	-155	5 67	2	99	-112
7 19	1	247	-153		1 43	-1	453	-445		5 70	1	-1	-72	-31		1 41	2	1131	-1077	5 68	2	92	-69
7 20	1	136	89		1 44	-1	729	-733		5 71	1	-1	935	-998		1 42	2	1111	1199	5 69	2	160	157
7 21	1	418	-376		1 45	-1	116	93		5 72	1	-1	453	-459		1 43	2	95	111	5 70	2	352	349
7 22	1	135	153		1 46	-1	486	508		5 73	1	-1	312	319		1 44	2	454	-399	5 71	2	93	138
7 23	1	127	114		1 47	-1	495	367		5 74	1	-1	184	189		1 45	2	1206	1229	5 72	2	672	712
7 24	1	454	470		1 48	-1	213	201		5 75	1	-1	310	310		1 46	2	647	-678	5 73	2	224	194
7 25	1	182	-198		1 49	-1	1182	-1123		5 76	1	-1	-162	-162		1 47	2	608	-601	5 74	2	347	-371
7 26	1																						

Table 3. Components of atomic vibration tensors, $U \times 10^3$, in \AA^2 with standard deviations, referred to crystallographic axes. For Te and S, the expression is $\exp\{-2\pi^2[U_{11}(ha^{-1})^2 + U_{22}(kb^{-1})^2 + U_{33}(lc^{-1})^2 + 2U_{12}a^{-1}b^{-1}hk + 2U_{23}b^{-1}c^{-1}kl + 2U_{13}a^{-1}c^{-1}hl]\}$. For the O, N, and C atoms, the expression is $\exp[-8\pi^2U(\sin^2\theta/\lambda^2)]$.

	$U_{11}(U)$	U_{22}	U_{33}	U_{12}	U_{23}	U_{13}
Te	46.50 (0.60)	58.27 (0.65)	54.56 (1.43)	1.73 (0.61)	- 6.91 (1.00)	6.39 (1.13)
S ₁	58.07 (2.46)	60.77 (2.59)	46.71 (5.20)	- 8.78 (2.19)	- 8.39 (3.52)	8.02 (4.93)
S ₂	60.13 (2.73)	86.18 (3.56)	56.51 (6.09)	-18.90 (2.62)	-19.34 (4.28)	5.40 (5.32)
S ₃	63.84 (2.77)	66.79 (2.87)	58.00 (5.60)	- 9.32 (2.46)	-10.79 (3.83)	12.46 (5.41)
S ₄	67.75 (2.94)	61.68 (2.74)	76.81 (7.06)	- 6.78 (2.46)	-15.01 (4.25)	24.69 (5.71)
O ₁	86.67 (5.24)					
O ₂	85.22 (5.31)					
N ₁	65.89 (5.02)					
N ₂	79.63 (5.98)					
C ₁	56.50 (5.44)					
C ₂	85.76 (8.66)					
C ₃	110.70 (11.40)					
C ₄	98.53 (9.36)					
C ₅	94.72 (9.99)					
C ₆	56.08 (5.45)					
C ₇	72.16 (7.76)					
C ₈	77.61 (7.20)					
C ₉	84.51 (7.92)					
C ₁₀	75.82 (6.95)					

in the unit cell viewed down the c axis. As may be seen from this figure, the molecules are linked together in pairs across centers of symmetry by short intermolecular $\text{Te} \cdots \text{S}_2$ contacts. These have a length of 3.68 \AA as compared

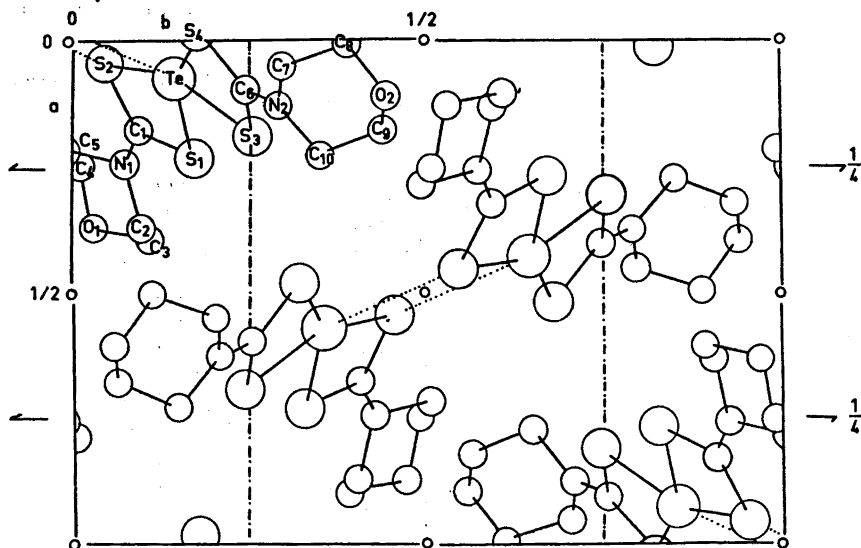


Fig. 1. The arrangement of molecules in the unit cell as seen along the c axis. Dotted lines indicate short, intermolecular $\text{Te} \cdots \text{S}$ contacts.

to the corresponding length of 3.61 Å found in tellurium di(ethylxanthate)¹⁰ and the sum of van der Waals radii which is 4.05 Å.¹⁹ Other short intermolecular approaches are listed in Table 6.

In Fig. 2, a pair of molecules as mentioned above, is shown, with bond lengths and angles indicated. The molecules are roughly planar, except for

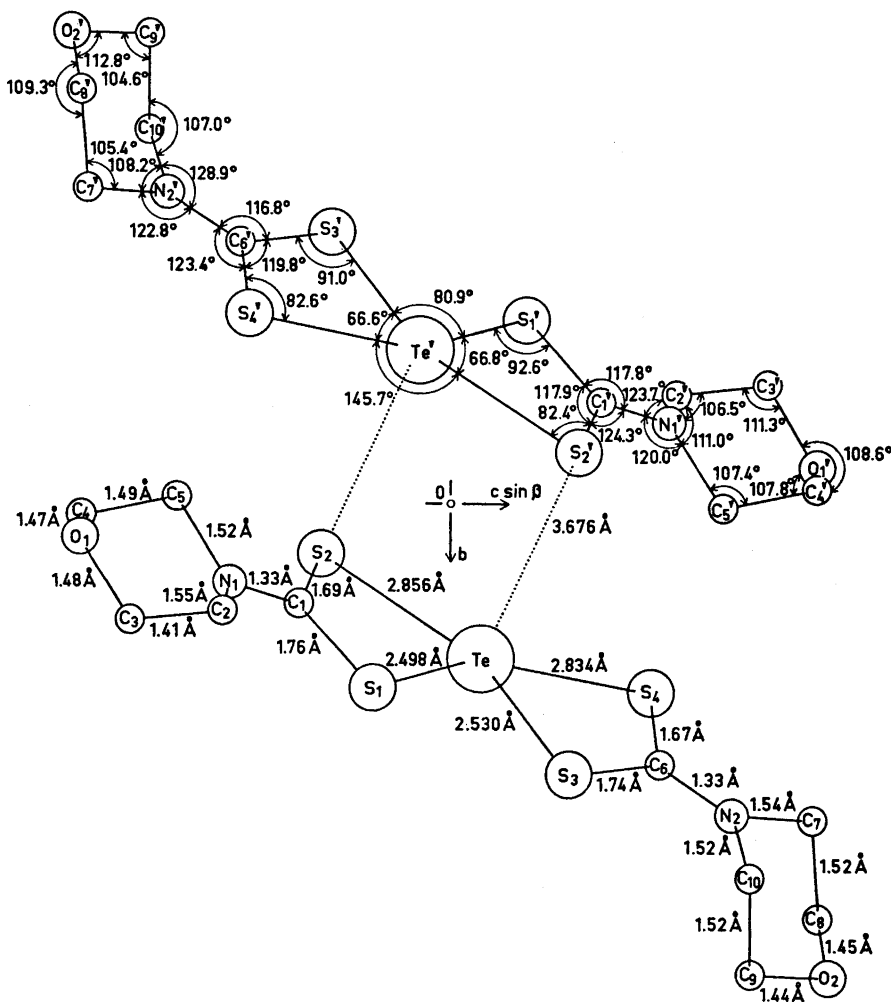


Fig. 2. A pair of tellurium di(morpholyldithiocarbamate) molecules related by a center of symmetry as seen in the projection along the a axis.

the hydrogen atoms and the outermost halves of the morpholyl groups. The configuration around the central tellurium atom is indicated in Fig. 3, which shows the planar part of the molecule projected into the least squares plane

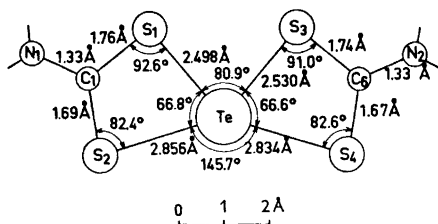


Fig. 3. The projection of the central part of the molecule as seen along the normal to the least squares plane through the nearly planar TeS_4 group.

through tellurium and the four ligand sulphur atoms bonded to it. The equation of the vector normal to this plane with all atoms given equal weight is $0.574x - 0.717y + 0.425z = 0$ referred to the crystal axes. The plane's distance from the origin is -0.996 \AA . The distances from the plane are $-0.033, 0.037, -0.008, -0.025,$ and 0.029 \AA for Te, $\text{S}_1, \text{S}_2, \text{S}_3,$ and S_4 , respectively (S_2' is 2.0 \AA above the plane). The least squares plane through the whole molecule except for the hydrogen atoms and the outer halves of the morphyl groups, makes an angle of 6.6° with the TeS_4 plane. All thirteen atoms defining the plane are within a distance of 0.36 \AA from it, thus the planarity is less pro-

Table 4. Bond lengths and angles with standard deviations.

Te-S ₁	2.498(7) Å	$\angle \text{S}_1\text{-Te-S}_2$	66.8(2)°
Te-S ₂	2.856(8)	$\angle \text{S}_2\text{-Te-S}_3$	80.9(2)
Te-S ₃	2.530(6)	$\angle \text{S}_1\text{-Te-S}_4$	147.5(2)
Te-S ₄	2.834(9)	$\angle \text{S}_3\text{-Te-S}_4$	147.6(2)
S ₁ -C ₁	1.76(3)	$\angle \text{S}_2\text{-Te-S}_4$	145.7(2)
S ₂ -C ₁	1.69(2)	$\angle \text{S}_3\text{-Te-S}_4$	66.6(2)
S ₃ -C ₅	1.74(3)	$\angle \text{Te-S}_1\text{-C}_1$	92.6(8)
S ₄ -C ₅	1.67(2)	$\angle \text{Te-S}_2\text{-C}_1$	82.4(10)
C ₁ -N ₁	1.33(4)	$\angle \text{Te-S}_3\text{-C}_5$	91.0(8)
C ₅ -N ₁	1.33(4)	$\angle \text{Te-S}_4\text{-C}_5$	82.6(11)
N ₁ -C ₂	1.55(4)	$\angle \text{S}_1\text{-C}_1\text{-S}_2$	117.9(16)
C ₁ -C ₃	1.41(6)	$\angle \text{S}_1\text{-C}_1\text{-N}_1$	117.8(15)
C ₃ -O ₁	1.48(4)	$\angle \text{S}_2\text{-C}_1\text{-N}_1$	124.3(18)
O ₁ -C ₄	1.47(3)	$\angle \text{S}_3\text{-C}_5\text{-S}_4$	119.8(17)
C ₄ -C ₅	1.49(6)	$\angle \text{S}_3\text{-C}_5\text{-N}_2$	116.8(16)
C ₅ -N ₁	1.52(3)	$\angle \text{S}_4\text{-C}_5\text{-N}_2$	123.4(21)
N ₁ -C ₇	1.54(4)	$\angle \text{C}_1\text{-N}_1\text{-C}_2$	123.7(23)
C ₇ -C ₈	1.52(3)	$\angle \text{C}_1\text{-N}_1\text{-C}_5$	120.0(19)
C ₈ -O ₂	1.45(3)	$\angle \text{C}_2\text{-N}_1\text{-C}_5$	111.0(20)
O ₂ -C ₉	1.44(4)	$\angle \text{N}_1\text{-C}_2\text{-C}_3$	106.5(26)
C ₉ -C ₁₀	1.52(3)	$\angle \text{C}_2\text{-C}_3\text{-O}_1$	111.3(25)
C ₁₀ -N ₂	1.52(3)	$\angle \text{C}_3\text{-O}_1\text{-C}_4$	108.6(21)
		$\angle \text{O}_1\text{-C}_4\text{-C}_5$	107.8(29)
		$\angle \text{C}_4\text{-C}_5\text{-N}_1$	107.4(22)
		$\angle \text{C}_5\text{-N}_2\text{-C}_7$	122.8(19)
		$\angle \text{C}_6\text{-N}_2\text{-C}_10$	128.9(25)
		$\angle \text{C}_7\text{-N}_2\text{-C}_10$	108.2(23)
		$\angle \text{N}_2\text{-C}_7\text{-C}_8$	105.4(22)
		$\angle \text{C}_7\text{-C}_8\text{-O}_2$	109.3(17)
		$\angle \text{C}_8\text{-O}_2\text{-C}_9$	112.8(22)
		$\angle \text{O}_2\text{-C}_9\text{-C}_10$	104.6(23)
		$\angle \text{C}_9\text{-C}_10\text{-N}_2$	107.0(18)

nounced than in tellurium di(ethylxanthate).¹⁰ This deviation from planarity is probably due to packing effects resulting from the large morpholyl groups.

From the figures and from bond lengths and angles listed in Table 4, it is seen that the configuration around the tellurium atom closely resembles that of tellurium di(ethylxanthate).¹⁰ There are two short Te-S bond lengths: Te-S₁ = 2.498 ± 0.007 and Te-S₃ = 2.530 ± 0.006 Å at an interbond angle of 80.9 ± 0.2°, and two long ones, Te-S₂ = 2.856 ± 0.008 and Te-S₄ = 2.834 ± 0.009 Å at an interbond angle of 145.7 ± 0.2°. Each of the short bonds are *trans* to a long one, the bond angles being ∠Se₁-Te-S₄ = 147.5 ± 0.2 and ∠S₂-Te-S₃ = 147.6 ± 0.2°. The average length of these two three-center

Table 5. Intramolecular distances in tellurium di(morpholyldithiocarbamate).

Te-C ₁	3.12 Å	C ₅ -C ₁₀	2.58 Å
Te-C ₆	3.10	N ₁ -O ₁	2.79
S ₁ -S ₂	2.96	N ₁ -C ₃	2.37
S ₁ -S ₃	3.26	N ₁ -C ₄	2.43
S ₁ -N ₁	2.66	N ₂ -O ₂	2.79
S ₁ -C ₂	3.04	N ₂ -C ₈	2.43
S ₂ -N ₁	2.68	N ₂ -C ₉	2.44
S ₃ -C ₅	3.06	C ₂ -O ₁	2.38
S ₃ -S ₄	2.96	C ₂ -C ₄	2.88
S ₃ -N ₂	2.63	C ₂ -C ₅	2.53
S ₃ -C ₁₀	3.10	C ₃ -C ₄	2.39
S ₄ -N ₂	2.65	C ₃ -C ₅	2.83
S ₄ -C ₇	3.09	C ₇ -O ₂	2.43
C ₁ -C ₂	2.55	C ₇ -C ₉	2.92
C ₁ -C ₃	3.58	C ₇ -C ₁₀	2.48
C ₁ -C ₄	3.61	C ₈ -C ₉	2.41
C ₁ -C ₅	2.47	C ₈ -C ₁₀	2.83
C ₄ -C ₇	2.52	O ₁ -C ₅	2.39
C ₆ -C ₈	3.46	O ₂ -C ₁₀	2.34
C ₆ -C ₉	3.48		

systems are 5.36 Å, corresponding to an average Te-S bond length of 2.68 Å which is the same as found in centrosymmetrical square-planar complexes and in tellurium di(ethylxanthate).¹⁰ Bonding in linear three-center systems is explained on basis of three-center four-electron bonds based on *p*-orbitals of the respective atoms.^{1,2}

The deviation from linearity in the present case and in the xanthate¹⁰ makes such bonding less evident here. Geometrical considerations involving the size of the tellurium atom (radius of 1.37 Å¹⁹) relative to the S-S spacing in each ligand and the size of the sulphur atom, lead to the conclusion that formation of a mononuclear, planar complex with Te-S bond angles of 90 and 180° is prohibited.

To each short Te-S bond, there corresponds a long S-C bond, the lengths being: S₁-C₁ = 1.76 ± 0.03 Å and S₃-C₆ = 1.74 ± 0.03 Å. These lengths are shorter, but not significantly different from the single bond length of 1.81 Å.¹⁹ The two other S-C bonds however, corresponding to the long Te-S bonds have lengths which are S₂-C₁ = 1.69 ± 0.02 Å and S₄-C₆ = 1.67 ± 0.02 Å, indicating a considerable amount of double bond character.

Table 6. Intermolecular distances and angles.

Te—C ₁₀	-1/2+x, 1/2-y, -1/2+z	3.85 Å
C ₄ —C ₅	1/2-x, -1/2+y, 3/2-z	3.82
C ₁ —O ₃	1/2-x, 1/2+y, 1/2-z	3.58
C ₁ —C ₅	»	3.72
N ₁ —O ₂	»	3.45
C ₂ —O ₂	»	3.45
C ₅ —O ₂	»	3.65
C ₅ —C ₃	1/2+x, 1/2-y, -3/2+z	3.78
O ₁ —C ₈	»	3.47
S ₂ —C ₄	-x, -y, 1-z	3.74
S ₁ —S ₃	1/2+x, 1/2-y, -1/2+z	3.72
S ₁ —C ₅	»	3.71
S ₂ —S ₄	-x, -y, -z	3.76
S ₄ —C ₅	»	3.74
C ₃ —C ₅	-x, -1-y, -1-z	3.96
C ₃ —O ₃	»	3.50
C ₅ —C ₆	»	3.51
O ₂ —O ₃	»	3.61
O ₂ —C ₅	»	3.83
C ₄ —O ₁	-1-x, -y, 1-z	3.52
C ₃ —O ₁	»	3.58
O ₁ —O ₁	»	3.48

The left column represents distances from an atom in the original molecule (Table 2) to an atom in a molecule whose transformation from the original one is listed in the next column.

$$\text{Te}-\text{S}_2' = 3.676 \text{ (7) \AA} \quad \begin{array}{l} \angle \text{S}_2'-\text{Te}-\text{S}_2 = 81.5 \text{ (2)}^\circ \\ \angle \text{S}_2'-\text{Te}-\text{S}_4 = 69.2 \text{ (2)} \end{array}$$

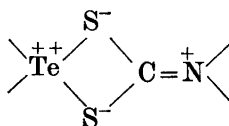
S₂' represents S₂ transformed by a center of symmetry in (0, 0, 0).

Since the Te—S bonds are all significantly longer than single bonds, π -bonding orbitals are probably not much involved in these bonds. Assuming the ligand S₁ and S₃ sulphur atoms to bond to tellurium through a σp orbital, the C—S—Te angles close to 90° are accounted for. Use by tellurium of its σp orbitals for overlap is in accord with the planarity of the complex as the other ends of the p -orbitals of tellurium would point towards the lone pair p orbitals of the partly double-bonded S₂ and S₄ atoms and overlap with these to form a bent bond. However, from decrease in overlap on this basis as compared to linear overlap and also because of asymmetry^{1,2} one would expect an elongation of this three-center system as compared to a linear one. This is, however, not found. Contribution from s orbitals might account for the observed bond lengths, and together with steric factors, for the observed bond angles.

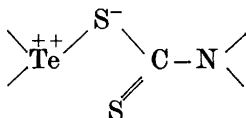
The structure of selenium bis(diethylthiocarbamate)²⁰ is being determined in this laboratory. The structure is analogous to that found for tellurium di(morpholydithiocarbamate). The average length of the corresponding S—Se—S three-center system is 5.07 Å corresponding to a Se—S average bond length of 2.53 Å. The compound phenylarsenic bis(diethylthiocarbamate)²¹ is isoelectronic with selenium bis(diethylthiocarbamate), the Ph—As group corresponding to a selenium atom. It is not surprising that

its structure, apart from the phenyl group is very similar to that of the selenium complex.

In tellurium di(morpholyldithiocarbamate), both C_1-N_1 and C_6-N_2 bonds have lengths of 1.33 Å which seems to be normal for most dithiocarbamates whose structures are known.²⁰⁻³⁸ It clearly demonstrates the importance of the canonical form



This is also supported by the planarity of the molecule and the values of the bond angles at C_1 , C_2 , N_1 , and N_2 which are consistent with sp^2 hybridization of these atoms. The short C-S bond lengths imply that canonical forms of the type



contribute to the overall structure.

Transfer of charge from nitrogen to sulphur makes the ligand a very good donor. A corresponding effect is found in tellurium di(ethylxanthate)¹⁰ where charge is transferred from oxygen to sulphur. These excellent donor properties may be part of the explanation of the unexpected short average Te-S bond length found in tellurium complexes with these ligands.

Both morpholyl groups have the chair form, and bond lengths and angles seem to be normal within error limits.

REFERENCES

1. Foss, O. *Acta Chem. Scand.* **16** (1962) 779.
2. Foss, O. In Andersen, P., Bastiansen, O. and Furberg, S. *Selected Topics in Structure Chemistry*, Universitetsforlaget, Oslo 1967, p. 145.
3. Foss, O. and Fossen, S. *Acta Chem. Scand.* **15** (1961) 1618.
4. Foss, O., Kjøge, H. M. and Marøy, K. *Acta Chem. Scand.* **19** (1965) 2349.
5. Elema, R. J., de Boer, J. L. and Vos, A. *Acta Cryst.* **16** (1963) 243.
6. Husebye, S. *Acta Chem. Scand.* **19** (1965) 1045.
7. Husebye, S. *Acta Chem. Scand.* **19** (1965) 774.
8. Husebye, S. *Acta Chem. Scand.* **20** (1966) 24.
9. Husebye, S. *Acta Chem. Scand.* **20** (1966) 2007.
10. Husebye, S. *Acta Chem. Scand.* **21** (1967) 42.
11. Husebye, S. *Acta Chem. Scand.* **23** (1969) 1389.
12. Husebye, S. and Helland-Madsen, G. *Acta Chem. Scand.* **23** (1969) 1398.
13. Jørgensen, C. K. *Inorg. Chim. Acta Rev.* **2** (1968) 65.
14. Foss, O. *Inorg. Syn.* **4** (1953) 91.
15. Gleu, K. and Schwab, R. *Angew. Chem.* **62** (1950) 320.
16. Coppens, P., Leiserowitz, L. and Rabinovich, D. *Acta Cryst.* **18** (1965) 1035.
17. *International Tables for X-Ray Crystallography*, Kynoch Press, Birmingham 1962, Vol. III, p. 204.

18. Cromer, D. T. *Acta Cryst.* **18** (1965) 17.
19. Pauling, L. *The Nature of the Chemical Bond*, 3rd Ed., Cornell University Press, Ithaca, New York 1960.
20. Husebye, S. and Helland-Madsen, G. *Acta Chem. Scand.* **24** (1970). *In press*.
21. Bally, R. *Acta Cryst.* **23** (1967) 295.
22. Bonamico, M., Dessy, G., Mugnoli, A., Vaciago, A. and Zambonelli, L. *Acta Cryst.* **19** (1965) 886.
23. O'Connor, B. H. and Maslen, E. N. *Acta Cryst.* **21** (1966) 828.
24. Bonamico, M., Dessy, G., Mariani, M., Vaciago, A. and Zambonelli, L. *Acta Cryst.* **19** (1965) 619.
25. Fava Gasparri, G., Nardelli, M. and Villa, A. *Acta Cryst.* **23** (1967) 384.
26. Peyronel, G. and Pignedoli, A. *Acta Cryst.* **23** (1967) 398.
27. Bonamico, M., Mazzone, G., Vaciago, A. and Zambonelli, L. *Acta Cryst.* **19** (1965) 898.
28. Klug, H. *Acta Cryst.* **21** (1966) 536.
29. Fraser, K. H. and Harding, M. M. *Acta Cryst.* **22** (1967) 75.
30. Domenicano, A., Torelli, L., Vaciago, A. and Zambonelli, L. *J. Chem. Soc. A* **1968** 1351.
31. Colapietro, M., Domenicano, A., Scaramuzza, L. and Vaciago, A. *Chem. Commun.* **1968** 302.
32. Merlino, S. *Acta Cryst. B* **24** (1968) 1441.
33. Capacchi, L., Nardelli, M. and Villa, A. *Chem. Commun.* **1966** 441.
34. Hoskins, B. F. and Kelly, B. D. *Chem. Commun.* **1968** 1517.
35. Beurskens, P. T., Blaauw, H. J. A., Cras, J. A. and Steggerda, J. J. *Inorg. Chem.* **7** (1968) 805.
36. Beurskens, P. T., Cras, J. A. and Steggerda, J. J. *Inorg. Chem.* **7** (1968) 810.
37. Aava, U. and Hesse, R. *Arkiv Kemi* **30** (1969) 909.
38. Colapietro, M., Domenicano, A. and Vaciago, A. *Chem. Commun.* **1968** 572.

Received December 5, 1969.